


COMPLETE SOLUTION FOR PUMPS, MIXERS AND BLENDERS



ZP3 Series*

AMPCO
ORIGINAL

Patented design, Front-Loading Seal

Front loading seals, fully CIP-able, less downtime and a 304 stainless steel gearcase.



ZP3A Series*

AMPCO
ORIGINAL

Patented ZP3 technology is at the core of Ampco's innovative aseptic pump.



ZP1+ Series*

AMPCO
ORIGINAL

Patented design, Easy Maintenance


Upgrade to a ZP1+. Change o-rings without disconnecting the pump from the piping system.



ZP1/ZP2 Series*

Positive Displacement Pumps

304 stainless steel gear case. Parts are 100% interchangeable with competing pumps.



ZP4 Series*

AMPCO
ORIGINAL

Most efficient compact sanitary pump

Front-loading seals, perfect for low-flow and dosing applications, 5 seal options.



CB+ Craft Brew Pump

AMPCO
ORIGINAL

The CB+ features an internal seal design that reduces product buildup and temperature of the seal faces.



LC/LD/LF/LM/SP

High-Efficiency Centrifugal Pumps

High-efficiency design and performance offers gentle product handling capability.



AC/AC+ Series

AMPCO
ORIGINAL

Sanitary, Centrifugal Pumps

Improved design, 316L stainless steel, low cost and 100% interchangeable parts.



AL Series*

Rotary Lobe Pumps

Includes 304 stainless steel gear case and front-loading seal design for ease-of-maintenance.



Parts

Huge inventory of parts ready for same or next day shipping. Ampco guarantees fit on all competing Waukesha PD and Fristam centrifugal parts! Save time and money with Ampco OEM parts.

Applied Products

Efficiently blend wet and dry ingredients. Blenders can be easily integrated into current process systems. Trials, rentals and financing options available.



- DRY-blend
- JET-shear
- POWDER-max
- SBH/SBI Blenders
- SHEAR-max
- SIMPLE-blend



ROLEC DH AMPCO ORIGINAL

The ROLEC DH induces hops, spices, nuts, coffee, fruit, and more directly into the stream of beer. Safely induce and recirculate the fermenter at ground level. Available in 3 model sizes.



Bornemann SLH-5G

Sanitary twin screw pumps engineered for gentle handling of viscous products and media with larger soft particulates.

ADDITIONAL PRODUCTS AND SERVICES




Beverage Carts

The cellar and wine carts are designed to provide users with maximum mobility. Ampco's wine and must cart comes with the ZP1 Series positive displacement pump. Options are available for each model.



Marine and Industrial Solutions

Heavy-duty, high performance centrifugal pumps models K, Z, R, IC+, AL. Ampco offers pumps in nickel aluminum bronze, 316 stainless steel and Duplex 2205 stainless steel construction.



Remanufacturing

Process includes multiple upgrades; all new internal components.

- 17-4ph shafts
- Alloy 88 rotors
- Stainless steel bearing retainers
- Helical gears
- Powdercoat paint
- Sealed cleanout plugs
- One year, same as new factory warranty
- Two week turnaround
- Three locations, WI, CA, Germany



PE Premium Economy Pump

PE pumps are fully assembled, remanufactured pumps in inventory ready to ship. All PE pumps include a 1 year same as new factory warranty. Available pumps can ship in 1-2 days. See available inventory at ampcopumps.com.



In-Stock Pumps

Emergency situation? No Problem
Ampco has ZP1 & ZP3 pumps from 030 to 320 size in stock and ready for immediate shipment.

- All pumps have standard seal configuration
- ZP1 – Single O-Ring / ZP3 – Single Mechanical
- All bodies have been drilled for flush